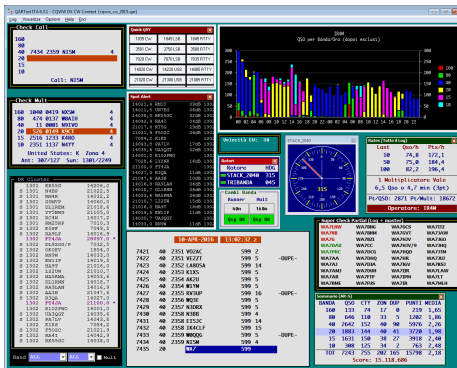


# Contest Loggers will support MCD Qso Party Day

## QARTest contest logging program by Paolo IK3QAR



**QARTest** is a free Ham Radio contest logging program for Windows. Supported versions are XP, Vista, 7, 8, 10, 11, both 32 and 64bit.

It is also possible to set it also in English.

Download area (First installation and updates)

<https://www.ik3qar.it/software/qartest/en/download/>

Before starting the configuration to update it to the latest version, remember then select from the dialogue box "Contest Name" Marconi Club QSO Party Day

=====

QARTest l'ottimo e completo software gratuito di Paolo IK3QAR che funziona sui S.O. Windows (XP, Vista, Win7, Win8, Win10, Win11 a 32 and 64bit)

Da questa edizione gestisce il regolamento del Marconi Club QSO Party.

Download area per la prima installazione ed aggiornamenti qui: <https://www.ik3qar.it/software/qartest/en/download/>

Ricordatevi prima di iniziare la configurazione di aggiornarlo all'ultima versione, dopodichè selezionate dalla finestra di dialogo "Nome Contest" Marconi Club QSO Party Day

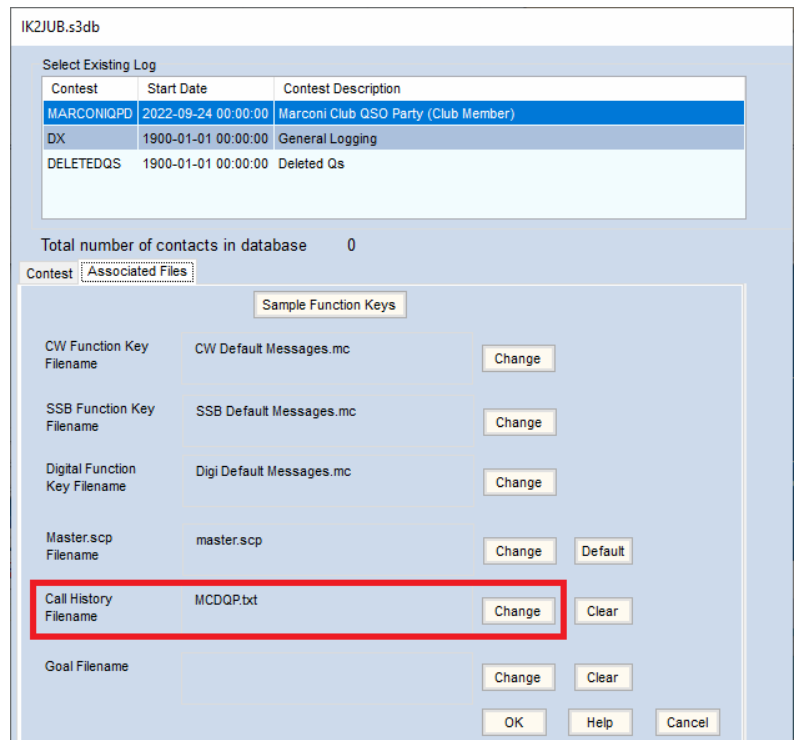


## N1MM Logger+ (TNX Les, G4OGB)

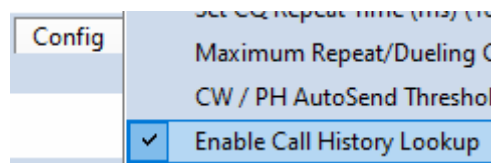
Entrants will need to **download MARCONIQPD.zip**, open it and copy the files inside as follows:

- 1) Extract the MARCONIQPD\_M.udc file for club members or the MARCONIQPD.udc file for NON-members and copy it into the folder :  
%userprofile%\Documents\N1MM  
Logger+\UserDefinedContests  
Do not copy both .udc files but only the one needed!!
- 2) Extract the MarconiD.sec file and copy it to the folder: %userprofile%\Documents\N1MM  
Logger+\SupportFiles
- 3) Take the file call history MARCONIQPD.txt and copy it in the folder : %userprofile%\Documents\N1MM  
Logger+\CallHistoryFiles

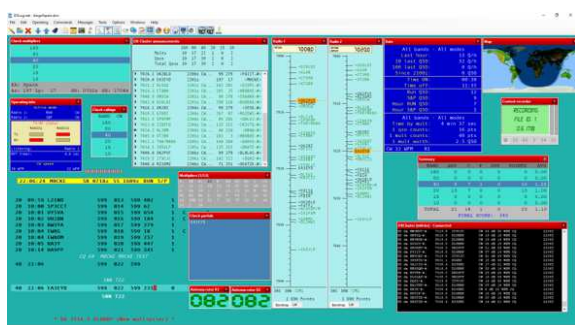
- 1) Estrarre il file **MARCONIQPD\_M.udc** per gli iscritti al club oppure il file **MARCONIQPD.udc** per i **NON iscritti** e copiarlo nella cartella:  
 %userprofile%\Documents\N1MM  
 Logger+\UserDefinedContests  
Non copiare entrambi i file .udc ma solo quello necessario!!
- 2) Estrarre il file **MarconiD.sec** e copiarlo nella cartella:  
 %userprofile%\Documents\N1MM Logger+\SupportFiles
- 3) **Prelevare** il file call history **MARCONIQPD.txt** e copiarlo nella cartella: %userprofile%\Documents\N1MM  
 Logger+\CallHistoryFiles
  - **Creare** il log del contest dal menù FILE ed associare il file Call History:
  - Create the contest log from the FILE menu and associate the Call History file:



- **Abilitare** il Call History file nel menu CONFIG:
- Enable the Call History file in the CONFIG menu



## DXLog.net – Contest logger by 9A5K



### Membership data files for supported MCD Qso Party Day Marconi Club with DXLog software loggers (TNX Björn, SM7IUN)

Make sure you update your software before starting the Qso Party Day (thanks to Stefano IK2JUB). The 2023 Marconi Club QSO Party regulation is managed by version 2.5.39 with the calculation of scores and the list of updated Marconi Club members Instructions for using these data files can be found in the DXLog.net, ham radio contest logging software by 9A5K user guides here <http://dxlog.net/docs/index.php/Configuration>

=====

### SOFTWARE DXLog.net contest logging di 9A5K.

Il regolamento 2023 del Marconi Club QSO Party è gestito dalla versione 2.5.39 con il calcolo dei punteggi e l'elenco dei membri Marconi Club aggiornato. Creare il log seguendo le istruzioni che trovate nella guida per gli utenti a questo link <http://dxlog.net/docs/index.php/Configuration>